




# AUGUST




	MONDAY	TUESDAY	WEDNESDAY	THURSDAY
<b>Week 1</b> <u>Sight Words:</u> the and to is that	Draw a picture of your favorite thing about school.	Write your name 3 times.  Sing the alphabet song.	Read a book. Write the title and draw a picture of your favorite part.	Count how many bugs are on the page and write the number.
<b>Week 2</b> <u>Sight Words:</u> of a in you it	Draw a picture of a friend that you made at school.	Read a book. Write the title and draw a picture of your favorite part.	Write the sight words for the week one time each.  Practice counting to 20.	Draw a picture of as many things as you can that rhyme with cat.  Help set the table for dinner.
<b>Week 3</b> <u>Sight Words:</u> he for are with they	Write your name 3 times.  Practice saying your address.	Draw a picture of a big school bus, and medium school bus and a little school bus.	Write the sight words for the week one time each.  Practice counting to 30.	Pick a number that is smaller than 10 and draw that many books.  Sort the laundry by color.
<b>Week 4</b> <u>Sight Words:</u>  Review	Write the sight words for the week one time each.  Practice saying your address.	Draw a picture of something that rhymes with "book."  Practice saying your phone number.	Draw a small, medium, and large tree.  Practice counting to 30.	Read a book. Write the title and draw a picture of your favorite part.




# AUGUST




	MONDAY	TUESDAY	WEDNESDAY	THURSDAY
<b>Week 1</b> <u>Sight Words:</u>	Draw a picture of your favorite thing about school.	Write your name 3 times.  Sing the alphabet song.	Read a book. Write the title and draw a picture of your favorite part.	Count how many bugs are on the page and write the number.
<b>Week 2</b> <u>Sight Words:</u>	Draw a picture of a friend that you made at school.	Read a book. Write the title and draw a picture of your favorite part.	Write the sight words for the week one time each.  Practice counting to 20.	Draw a picture of as many things as you can that rhyme with cat.  Help set the table for dinner.
<b>Week 3</b> <u>Sight Words:</u>	Write your name 3 times.  Practice saying your address.	Draw a picture of a big school bus, and medium school bus and a little school bus.	Write the sight words for the week one time each.  Practice counting to 30.	Pick a number that is smaller than 10 and draw that many books.  Sort the laundry by color.
<b>Week 4</b> <u>Sight Words:</u>	Write the sight words for the week one time each.  Practice saying your address.	Draw a picture of something that rhymes with "book."  Practice saying your phone number.	Draw a small, medium, and large tree.  Practice counting to 30.	Read a book. Write the title and draw a picture of your favorite part.




# AUGUST



	MONDAY	TUESDAY	WEDNESDAY	THURSDAY
<b>Week 1</b> <u>Sight Words:</u> the and to is that	Draw a picture of your favorite thing about school.	Write your name 3 times.  Sing the alphabet song.	Read a book. Write the title and draw a picture of your favorite part.	Count how many bugs are on the page and write the number.
<b>Week 2</b> <u>Sight Words:</u> of a in you it	Draw a picture of a friend that you made at school.	Read a book. Write the title and draw a picture of your favorite part.	Write the sight words for the week one time each.  Practice counting to 20.	Draw a picture of as many things as you can that rhyme with cat.  Help set the table for dinner.
<b>Week 3</b> <u>Sight Words:</u> he for are with they	Write your name 3 times.  Practice saying your address.	Draw a picture of a big school bus, and medium school bus and a little school bus.	Write the sight words for the week one time each.  Practice counting to 30.	Pick a number that is smaller than 10 and draw that many books.  Sort the laundry by color.
<b>Week 4</b> <u>Sight Words:</u>  Review	Write the sight words for the week one time each.  Practice saying your address.	Draw a picture of something that rhymes with "book."  Practice saying your phone number.	Draw a small, medium, and large tree.  Practice counting to 30.	Read a book. Write the title and draw a picture of your favorite part.



# AUGUST



	MONDAY	TUESDAY	WEDNESDAY	THURSDAY
<b>Week 1</b> <u>Sight Words:</u>	Draw a picture of your favorite thing about school.	Write your name 3 times.  Sing the alphabet song.	Read a book. Write the title and draw a picture of your favorite part.	Count how many bugs are on the page and write the number.
<b>Week 2</b> <u>Sight Words:</u>	Draw a picture of a friend that you made at school.	Read a book. Write the title and draw a picture of your favorite part.	Write the sight words for the week one time each.  Practice counting to 20.	Draw a picture of as many things as you can that rhyme with cat.  Help set the table for dinner.
<b>Week 3</b> <u>Sight Words:</u>	Write your name 3 times.  Practice saying your address.	Draw a picture of a big school bus, a medium school bus and a little school bus.	Write the sight words for the week one time each.  Practice counting to 30.	Pick a number that is smaller than 10 and draw that many books.  Sort the laundry by color.
<b>Week 4</b> <u>Sight Words:</u>	Write the sight words for the week one time each.  Practice saying your address.	Draw a picture of something that rhymes with "book."  Practice saying your phone number.	Draw a small, medium, and large tree.  Practice counting to 30.	Read a book. Write the title and draw a picture of your favorite part.

# MONDAY

Draw a picture of your favorite thing about school.




# TUESDAY

Four sets of primary-ruled lines for writing, each consisting of a solid top line, a dashed midline, and a solid bottom line.

# WEDNESDAY

Title: \_\_\_\_\_  
-----  
\_\_\_\_\_

# THURSDAY



There are \_\_\_\_\_ bugs.

# MONDAY

Draw a picture of a friend that you made at school.

# TUESDAY

Title: \_\_\_\_\_  
-----  
\_\_\_\_\_

# WEDNESDAY

# THURSDAY

Draw as many things as you can that rhyme with  
"cat."



# MONDAY

---

---

---

---

---

---

---

---

---

---

# TUESDAY

Draw a picture of a big school bus, a medium school bus and a little school bus.

# WEDNESDAY

Handwriting practice lines for Wednesday. The page contains five sets of horizontal lines. Each set consists of a solid top line, a dashed middle line, and a solid bottom line, providing a guide for letter height and placement.

# THURSDAY

Pick a number that is smaller than 10 and draw that many books.

# MONDAY

# TUESDAY


Draw a picture of something that rhymes with the word "book".

# WEDNESDAY


Draw a small, medium and large tree.

# THURSDAY


Title: \_\_\_\_\_  
-----  
\_\_\_\_\_




# SEPTEMBER



	MONDAY	TUESDAY	WEDNESDAY	THURSDAY
<b>Week 1</b> <u>Sight Words:</u> was on as his I	Labor Day No Homework	Write your name 3 times.  Count the steps in your house.	Draw a picture of your teacher.  Sing the alphabet song.	Draw a picture of 3 things you see in school. Write the word next to the picture.
<b>Week 2</b> <u>Sight Words:</u> at this from one by	Practice naming shapes.  Look for shapes in your house. Draw a picture of what you see.	Read a book. Write the title and draw a picture of your favorite part.	Write the sight words for the week one time each.  Practice counting to 20.	Draw a picture of something that rhymes with "rug."  Sort the laundry by color.
<b>Week 3</b> <u>Sight Words:</u> be have or had words	Finish the pattern.  Play Simon Says with a family member.	Write your name 3 times.  Practice saying your address.	Write the sight words for the week one time each.  Practice counting to 30.	Draw a picture of something that rhymes with "pan."  Sort the laundry by color.
<b>Week 4</b> <u>Sight Words:</u>  Review	Draw a small, medium, and large bear.  Practice counting to 30.	Draw a picture of something that rhymes with "cat."  Practice saying your phone number.	Write the sight words for the week one time each.  Practice saying your address.	Read a book. Write the title and draw a picture of your favorite part.



# SEPTEMBER



	MONDAY	TUESDAY	WEDNESDAY	THURSDAY
<b>Week 1</b> <u>Sight Words:</u> Labor Day No Homework		Write your name 3 times.  Count the steps in your house.	Draw a picture of your teacher.  Sing the alphabet song.	Draw a picture of 3 things you see in school. Write the word next to the picture.
<b>Week 2</b> <u>Sight Words:</u>	Practice naming shapes.  Look for shapes in your house. Draw a picture of what you see.	Read a book. Write the title and draw a picture of your favorite part.	Write the sight words for the week one time each.  Practice counting to 20.	Draw a picture of something that rhymes with "rug."  Sort the laundry by color.
<b>Week 3</b> <u>Sight Words:</u>	Finish the pattern.  Play Simon Says with a family member.	Write your name 3 times.  Practice saying your address.	Write the sight words for the week one time each.  Practice counting to 30.	Draw a picture of something that rhymes with "pan."  Sort the laundry by color.
<b>Week 4</b> <u>Sight Words:</u>	Draw a small, medium, and large bear.  Practice counting to 30.	Draw a picture of something that rhymes with "cat."  Practice saying your phone number.	Write the sight words for the week one time each.  Practice saying your address.	Read a book. Write the title and draw a picture of your favorite part.



# SEPTEMBER



	MONDAY	TUESDAY	WEDNESDAY	THURSDAY
<b>Week 1</b> <u>Sight Words:</u> was on as his I	Labor Day No Homework	Write your name 3 times.  Count the steps in your house.	Draw a picture of your teacher.  Sing the alphabet song.	Draw a picture of 3 things you see in school. Write the word next to the picture.
<b>Week 2</b> <u>Sight Words:</u> at this from one by	Practice naming shapes.  Look for shapes in your house. Draw a picture of what you see.	Read a book. Write the title and draw a picture of your favorite part.	Write the sight words for the week one time each.  Practice counting to 20.	Draw a picture of something that rhymes with "rug."  Sort the laundry by color.
<b>Week 3</b> <u>Sight Words:</u> be have or had words	Finish the pattern.  Play Simon Says with a family member.	Write your name 3 times.  Practice saying your address.	Write the sight words for the week one time each.  Practice counting to 30.	Draw a picture of something that rhymes with "pan."  Sort the laundry by color.
<b>Week 4</b> <u>Sight Words:</u>  Review	Draw a small, medium, and large bear.  Practice counting to 30.	Draw a picture of something that rhymes with "cat."  Practice saying your phone number.	Write the sight words for the week one time each.  Practice saying your address.	Read a book. Write the title and draw a picture of your favorite part.



# SEPTEMBER



	MONDAY	TUESDAY	WEDNESDAY	THURSDAY
<b>Week 1</b> <u>Sight Words:</u> Labor Day No Homework		Write your name 3 times.  Count the steps in your house.	Draw a picture of your teacher.  Sing the alphabet song.	Draw a picture of 3 things you see in school. Write the word next to the picture.
<b>Week 2</b> <u>Sight Words:</u>	Practice naming shapes.  Look for shapes in your house. Draw a picture of what you see.	Read a book. Write the title and draw a picture of your favorite part.	Write the sight words for the week one time each.  Practice counting to 20.	Draw a picture of something that rhymes with "rug."  Sort the laundry by color.
<b>Week 3</b> <u>Sight Words:</u>	Finish the pattern.  Play Simon Says with a family member.	Write your name 3 times.  Practice saying your address.	Write the sight words for the week one time each.  Practice counting to 30.	Draw a picture of something that rhymes with "pan."  Sort the laundry by color.
<b>Week 4</b> <u>Sight Words:</u>	Draw a small, medium, and large bear.  Practice counting to 30.	Draw a picture of something that rhymes with "cat."  Practice saying your phone number.	Write the sight words for the week one time each.  Practice saying your address.	Read a book. Write the title and draw a picture of your favorite part.



**MONDAY**

Labor Day

No Homework

**TUESDAY**

Handwriting practice lines for Tuesday, consisting of four sets of three horizontal lines (top solid, middle dashed, bottom solid).

WEDNESDAY

My teacher is

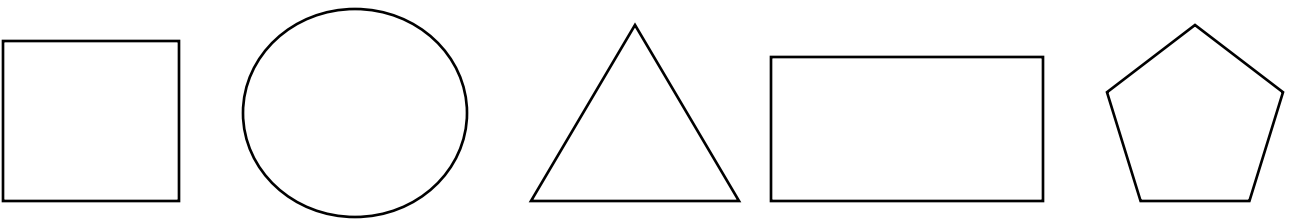
---

---

---

THURSDAY

**MONDAY**



**TUESDAY**

Title:

\_\_\_\_\_

-----

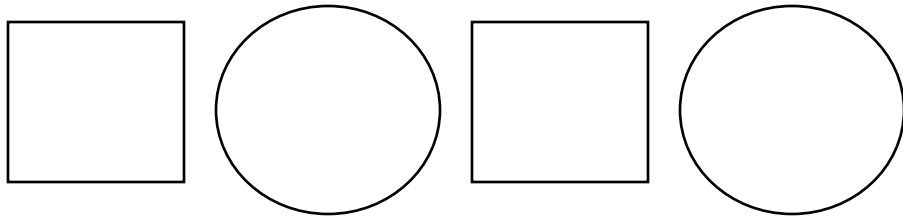
\_\_\_\_\_

WEDNESDAY

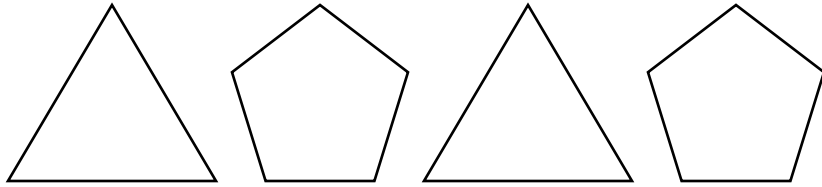
THURSDAY

Draw something that rhymes with "rug."

# MONDAY



\_\_\_\_\_



\_\_\_\_\_

# TUESDAY

\_\_\_\_\_

-----

\_\_\_\_\_

\_\_\_\_\_

-----

\_\_\_\_\_

-----

\_\_\_\_\_

WEDNESDAY

THURSDAY

Draw something that rhymes with "pan."

# MONDAY

Draw a small, medium, and large bear.

# TUESDAY

Draw something that rhymes with "cat."

# WEDNESDAY

Handwriting practice lines for Wednesday, consisting of five sets of three horizontal lines (top solid, middle dashed, bottom solid).

# THURSDAY

Title:

Handwriting practice lines for Thursday, consisting of three horizontal lines (top solid, middle dashed, bottom solid).





# OCTOBER



	MONDAY	TUESDAY	WEDNESDAY	THURSDAY
<b>Week 1</b> <u>Sight Words:</u> but what were when can	Practice writing numbers 0-10. Remember to start numbers at the top!	Write the letter "a" 5 times and write 2 words that start with "a". Say or sing the days of the week.	Use crayons to make an AB pattern. Count to 30.	Read a book. Write the title and author. Draw a picture of your favorite part.
<b>Week 2</b> <u>Sight Words:</u> not all we your said	Draw a picture of what you use for each of your senses. Ex. You use your eyes to see.	Draw dots in the ten frames to match the numbers. Say or sing the months of the year.	Write the letters "d" and "o" 5 times each. Play top it with a family member.	Draw a picture of something that rhymes with "look". Count backwards from 10.
<b>Week 3</b> <u>Sight Words:</u> there each which do their	Use crayons to make an ABC pattern. Play Simon Says with a family member.	Write the letters "g" and "c" 5 times each. Practice saying your address and birthday.	Write the sight words for the week one time each. Count to 30.	Pick a number. Write the number, word, and represent the number using dots and tally marks.
<b>Week 4</b> <u>Sight Words:</u> Review	Draw a picture of a pumpkin. Use your senses to think of four words that describe a pumpkin.	Pick a number 0-10. Write the number. Draw dots in the ten frame to make the number. Count to 30.	Write the sight words for the week one time each. Say or sing the days of the week.	Read a book. Write the title and author. Draw a picture of your favorite part.



# OCTOBER



	MONDAY	TUESDAY	WEDNESDAY	THURSDAY
<b>Week 1</b> <u>Sight Words:</u>	Practice writing numbers 0-10. Remember to start numbers at the top!	Write the letter "a" 5 times and write 2 words that start with "a". Say or sing the days of the week.	Use crayons to make an AB pattern.  Count to 30.	Read a book. Write the title and author. Draw a picture of your favorite part.
<b>Week 2</b> <u>Sight Words:</u>	Draw a picture of what you use for each of your senses. Ex. You use your eyes to see.	Draw dots in the ten frames to match the numbers. Say or sing the months of the year.	Write the letters "d" and "o" 5 times each. Play top it with a family member.	Draw a picture of something that rhymes with "look".  Count backwards from 10.
<b>Week 3</b> <u>Sight Words:</u>	Use crayons to make an ABC pattern. Play Simon Says with a family member.	Write the letters "g" and "c" 5 times each. Practice saying your address and birthday.	Write the sight words for the week one time each. Count to 30.	Pick a number. Write the number, word, and represent the number using dots and tally marks.
<b>Week 4</b> <u>Sight Words:</u>	Draw a picture of a pumpkin. Use your senses to think of four words that describe a pumpkin.	Pick a number 0-10. Write the number. Draw dots in the ten frame to make the number. Count to 30.	Write the sight words for the week one time each. Say or sing the days of the week.	Read a book. Write the title and author. Draw a picture of your favorite part.



# OCTOBER



	MONDAY	TUESDAY	WEDNESDAY	THURSDAY
<b>Week 1</b> <u>Sight Words:</u> but what were when can	Practice writing numbers 0-10. Remember to start numbers at the top!	Write the letter "a" 5 times and write 2 words that start with "a". Say or sing the days of the week.	Use crayons to make an AB pattern. Count to 30.	Read a book. Write the title and author. Draw a picture of your favorite part.
<b>Week 2</b> <u>Sight Words:</u> not all we your said	Draw a picture of what you use for each of your senses. Ex. You use your eyes to see.	Draw dots in the ten frames to match the numbers. Say or sing the months of the year.	Write the letters "d" and "o" 5 times each. Play top it with a family member.	Draw a picture of something that rhymes with "look". Count backwards from 10.
<b>Week 3</b> <u>Sight Words:</u> there each which do their	Use crayons to make an ABC pattern. Play Simon Says with a family member.	Write the letters "g" and "c" 5 times each. Practice saying your address and birthday.	Write the sight words for the week one time each. Count to 30.	Pick a number. Write the number, word, and represent the number using dots and tally marks.
<b>Week 4</b> <u>Sight Words:</u> Review	Draw a picture of a pumpkin. Use your senses to think of four words that describe a pumpkin.	Pick a number 0-10. Write the number. Draw dots in the ten frame to make the number. Count to 30.	Write the sight words for the week one time each. Say or sing the days of the week.	Read a book. Write the title and author. Draw a picture of your favorite part.



# OCTOBER



	MONDAY	TUESDAY	WEDNESDAY	THURSDAY
<b>Week 1</b> <u>Sight Words:</u>	Practice writing numbers 0-10. Remember to start numbers at the top!	Write the letter "a" 5 times and write 2 words that start with "a". Say or sing the days of the week.	Use crayons to make an AB pattern.  Count to 30.	Read a book. Write the title and author. Draw a picture of your favorite part.
<b>Week 2</b> <u>Sight Words:</u>	Draw a picture of what you use for each of your senses. Ex. You use your eyes to see.	Draw dots in the ten frames to match the numbers. Say or sing the months of the year.	Write the letters "d" and "o" 5 times each. Play top it with a family member.	Draw a picture of something that rhymes with "look".  Count backwards from 10.
<b>Week 3</b> <u>Sight Words:</u>	Use crayons to make an ABC pattern. Play Simon Says with a family member.	Write the letters "g" and "c" 5 times each. Practice saying your address and birthday.	Write the sight words for the week one time each. Count to 30.	Pick a number. Write the number, word, and represent the number using dots and tally marks.
<b>Week 4</b> <u>Sight Words:</u>	Draw a picture of a pumpkin. Use your senses to think of four words that describe a pumpkin.	Pick a number 0-10. Write the number. Draw dots in the ten frame to make the number. Count to 30.	Write the sight words for the week one time each. Say or sing the days of the week.	Read a book. Write the title and author. Draw a picture of your favorite part.

# MONDAY

Practice writing numbers 0-10.

_____	_____	_____	_____
-----	-----	-----	-----
_____	_____	_____	_____
_____	_____	_____	_____
-----	-----	-----	-----
_____	_____	_____	_____
_____	_____	_____	_____
-----	-----	-----	-----
_____	_____	_____	_____

# TUESDAY

Write a lowercase "a" 5 times.

_____	_____	_____	_____	_____
-----	-----	-----	-----	-----
_____	_____	_____	_____	_____

Write two words that start with the letter "a".

_____
-----
_____
_____
-----
_____

# WEDNESDAY

Use crayons to color an AB pattern.

--	--	--	--	--	--

# THURSDAY

Title:

---

---

---

Author:

---

---

---

# MONDAY

Sight		Touch		
Taste	Hearing		Smell	

# TUESDAY

4


9


# WEDNESDAY

Write a lowercase "d" 5 times.

_____	_____	_____	_____	_____
-----	-----	-----	-----	-----
_____	_____	_____	_____	_____

Write a lowercase "o" 5 times.

_____	_____	_____	_____	_____
-----	-----	-----	-----	-----
_____	_____	_____	_____	_____

# THURSDAY

Draw something that rhymes with "look."



# MONDAY

Use crayons to color an ABC pattern.

--	--	--	--	--	--

# TUESDAY

Write a lowercase "g" 5 times.

_____	_____	_____	_____	_____
-----	-----	-----	-----	-----
_____	_____	_____	_____	_____

Write a lowercase "c" 5 times.

_____	_____	_____	_____	_____
-----	-----	-----	-----	-----
_____	_____	_____	_____	_____

WEDNESDAY

THURSDAY

# MONDAY

# TUESDAY


Number:

\_\_\_\_\_

-----

\_\_\_\_\_

# WEDNESDAY

# THURSDAY

Title:

Author:



# NOVEMBER



	MONDAY	TUESDAY	WEDNESDAY	THURSDAY
<b>Week 1</b> <u>Sight Words:</u> use an she how part	Practice writing numbers 10-20. Remember to start numbers at the top!	Write the letter "e" 5 times and write 2 words that start with "e". Say or sing the days of the week.	Use crayons to make an ABB pattern. Count to 30.	Read a book. Write the title and author. Draw a picture of a connection you made.
<b>Week 2</b> <u>Sight Words:</u> if up about many them	Write inside the shapes how many sides it has. How many days are in a week?	Talk about community helpers (doctor, policeman, etc.). Draw a picture of one and write a sentence.	Write the letters "s" and "f" 5 times each. Sort the laundry.	Finish the sentence. Illustrate your sentence. Play Simon Says with a family member.
<b>Week 3</b> <u>Sight Words:</u> will other out then these	Use crayons to make an AAB pattern. Play Top It with a family member.	Write the letters "b" and "l" 5 times each. Practice saying your address and birthday.	Write the sight words for the week one time each. Count as high as you can.	Draw a picture of each coin listed. Write the value of the coin. Remember the cent symbol!
<b>Week 4</b> <u>Sight Words:</u> Review	Circle the two-dimensional shapes. Go on a shape hunt in your house.	Write the sight words for the week one time each. Say or sing the days of the week.	Color all of the shapes that have 4 sides. Count to 30 and play Top It with a family member.	Read a book. Write the title and author. Draw a picture of a connection you made.




# NOVEMBER



	MONDAY	TUESDAY	WEDNESDAY	THURSDAY
<b>Week 1</b> <u>Sight Words:</u>	Practice writing numbers 10-20. Remember to start numbers at the top!	Write the letter "e" 5 times and write 2 words that start with "e". Say or sing the days of the week.	Use crayons to make an ABB pattern. Count to 30.	Read a book. Write the title and author. Draw a picture of a connection you made.
<b>Week 2</b> <u>Sight Words:</u>	Write inside the shapes how many sides it has. How many days are in a week?	Talk about community helpers (doctor, policeman, etc.). Draw a picture of one and write a sentence.	Write the letters "s" and "f" 5 times each. Sort the laundry.	Finish the sentence. Illustrate your sentence. Play Simon Says with a family member.
<b>Week 3</b> <u>Sight Words:</u>	Use crayons to make an AAB pattern. Play Top It with a family member.	Write the letters "b" and "l" 5 times each. Practice saying your address and birthday.	Write the sight words for the week one time each. Count as high as you can.	Draw a picture of each coin listed. Write the value of the coin. Remember the cent symbol!
<b>Week 4</b> <u>Sight Words:</u>	Circle the two-dimensional shapes. Go on a shape hunt in your house.	Write the sight words for the week one time each. Say or sing the days of the week.	Color all of the shapes that have 4 sides. Count to 30 and play Top It with a family member.	Read a book. Write the title and author. Draw a picture of a connection you made.




# NOVEMBER



	MONDAY	TUESDAY	WEDNESDAY	THURSDAY
<b>Week 1</b> <u>Sight Words:</u> use an she how part	Practice writing numbers 10-20. Remember to start numbers at the top!	Write the letter "e" 5 times and write 2 words that start with "e". Say or sing the days of the week.	Use crayons to make an ABB pattern. Count to 30.	Read a book. Write the title and author. Draw a picture of a connection you made.
<b>Week 2</b> <u>Sight Words:</u> if up about many them	Write inside the shapes how many sides it has. How many days are in a week?	Talk about community helpers (doctor, policeman, etc.). Draw a picture of one and write a sentence.	Write the letters "s" and "f" 5 times each. Sort the laundry.	Finish the sentence. Illustrate your sentence. Play Simon Says with a family member.
<b>Week 3</b> <u>Sight Words:</u> will other out then these	Use crayons to make an AAB pattern. Play Top It with a family member.	Write the letters "b" and "l" 5 times each. Practice saying your address and birthday.	Write the sight words for the week one time each. Count as high as you can.	Draw a picture of each coin listed. Write the value of the coin. Remember the cent symbol!
<b>Week 4</b> <u>Sight Words:</u> Review	Circle the two-dimensional shapes. Go on a shape hunt in your house.	Write the sight words for the week one time each. Say or sing the days of the week.	Color all of the shapes that have 4 sides. Count to 30 and play Top It with a family member.	Read a book. Write the title and author. Draw a picture of a connection you made.



# NOVEMBER



	MONDAY	TUESDAY	WEDNESDAY	THURSDAY
<b>Week 1</b> <u>Sight Words:</u>	Practice writing numbers 10-20. Remember to start numbers at the top!	Write the letter "e" 5 times and write 2 words that start with "e". Say or sing the days of the week.	Use crayons to make an ABB pattern. Count to 30.	Read a book. Write the title and author. Draw a picture of a connection you made.
<b>Week 2</b> <u>Sight Words:</u>	Write inside the shapes how many sides it has. How many days are in a week?	Talk about community helpers (doctor, policeman, etc.). Draw a picture of one and write a sentence.	Write the letters "s" and "f" 5 times each. Sort the laundry.	Finish the sentence. Illustrate your sentence. Play Simon Says with a family member.
<b>Week 3</b> <u>Sight Words:</u>	Use crayons to make an AAB pattern. Play Top It with a family member.	Write the letters "b" and "l" 5 times each. Practice saying your address and birthday.	Write the sight words for the week one time each. Count as high as you can.	Draw a picture of each coin listed. Write the value of the coin. Remember the cent symbol!
<b>Week 4</b> <u>Sight Words:</u>	Circle the two-dimensional shapes. Go on a shape hunt in your house.	Write the sight words for the week one time each. Say or sing the days of the week.	Color all of the shapes that have 4 sides. Count to 30 and play Top It with a family member.	Read a book. Write the title and author. Draw a picture of a connection you made.



# MONDAY

Practice writing numbers 10-20.

_____	_____	_____	_____
-----	-----	-----	-----
_____	_____	_____	_____
_____	_____	_____	_____
-----	-----	-----	-----
_____	_____	_____	_____
_____	_____	_____	_____
-----	-----	-----	-----
_____	_____	_____	_____

# TUESDAY

Write a lowercase "e" 5 times.

_____	_____	_____	_____	_____
-----	-----	-----	-----	-----
_____	_____	_____	_____	_____

Write two words that start with the letter "e".

_____
-----
_____
_____
-----
_____

# WEDNESDAY

Use crayons to color an ABB pattern.

--	--	--	--	--	--	--

# THURSDAY

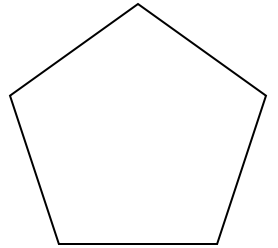
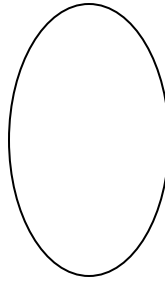
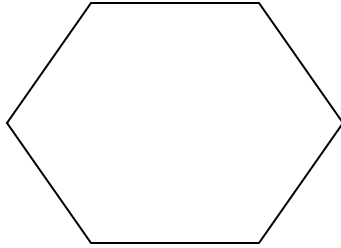
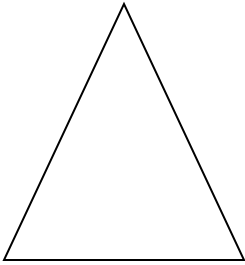
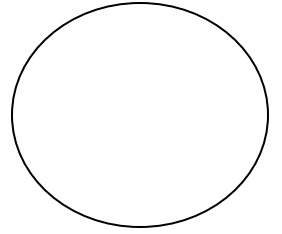

What happened in the book...

What it reminds me off...

Title: \_\_\_\_\_  
\_\_\_\_\_

Author: \_\_\_\_\_  
\_\_\_\_\_

# MONDAY



# TUESDAY

---

---

---

# WEDNESDAY

Write a lowercase "s" 5 times.

_____	_____	_____	_____	_____
-----	-----	-----	-----	-----
_____	_____	_____	_____	_____

Write a lowercase "f" 5 times.

_____	_____	_____	_____	_____
-----	-----	-----	-----	-----
_____	_____	_____	_____	_____

# THURSDAY

I like to

_____
-----
_____

# MONDAY

Use crayons to color an AAB pattern.

--	--	--	--	--	--	--

# TUESDAY

Write a lowercase "b" 5 times.

_____	_____	_____	_____	_____
-----	-----	-----	-----	-----
_____	_____	_____	_____	_____

Write a lowercase "l" 5 times.

_____	_____	_____	_____	_____
-----	-----	-----	-----	-----
_____	_____	_____	_____	_____

# WEDNESDAY

# THURSDAY

Happy Thanksgiving!

Penny

Nickel

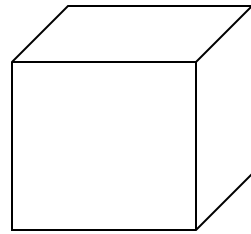
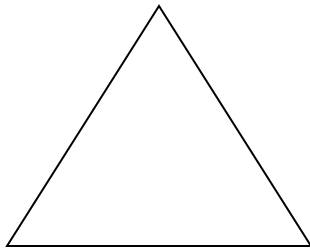
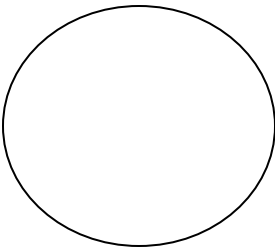
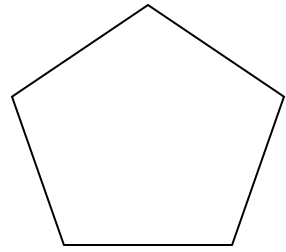
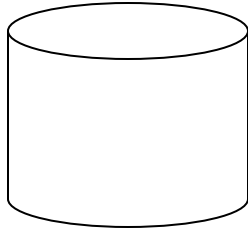

Dime

Value: \_\_\_\_\_

Value: \_\_\_\_\_

Value: \_\_\_\_\_

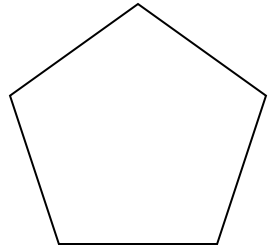
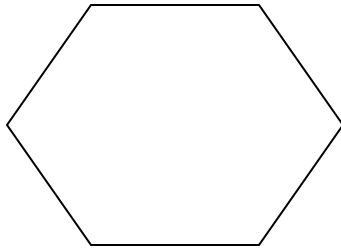
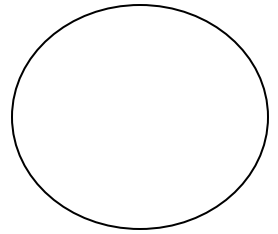


# MONDAY



# TUESDAY

Handwriting practice lines for Tuesday, consisting of five sets of horizontal lines. Each set includes a solid top line, a dashed middle line, and a solid bottom line.

# WEDNESDAY



# THURSDAY

What happened in the book...

What it reminds me of...

Title: \_\_\_\_\_

Author: \_\_\_\_\_





# DECEMBER



	MONDAY	TUESDAY	WEDNESDAY	THURSDAY
<b>Week 1</b> <u>Sight Words:</u> so her make him time	Practice writing numbers 10-20. Remember to start numbers at the top!	Write the letter "t" 5 times and write 2 words that start with "t".  Review letter sounds.	Use crayons to make an ABC pattern.  Count to 50.	Write a sentence and draw a picture of what you are doing over the holidays.
<b>Week 2</b> <u>Sight Words:</u> some would like into has	Use shapes to draw a shape monster. Give your monster a name and write a sentence about it.	Make a list of 5 things that you want for Christmas. Illustrate the items on your list.	Write the letters "h" and "k" 5 times each.  Play Top It with a family member.	Read a book. Write the title and author. Draw a picture of a connection you made.
<b>Week 3</b> <u>Sight Words:</u> look more see number way	Find some coins and sort them. Draw a picture of each coin and write its value.	Write the letters "i" and "u" 5 times each.  Say or sing the months of the year.	Practice writing 5 sight words that you are still learning.  Count to 50.	Draw a picture of a tree. Follow the directions to decorate your tree.
<b>Week 4</b> <u>Sight Words:</u> Review	Follow the directions to color the shapes.	Count to 50.  Play Top It with a family member.	Christmas  No Homework	Write at least one sentence about what you would do if it snowed. Draw a picture.



# DECEMBER



	MONDAY	TUESDAY	WEDNESDAY	THURSDAY
<b>Week 1</b> <u>Sight Words:</u>	Practice writing numbers 10-20. Remember to start numbers at the top!	Write the letter "t" 5 times and write 2 words that start with "t". Review letter sounds.	Use crayons to make an ABC pattern. Count to 50.	Write a sentence and draw a picture of what you are doing over the holidays.
<b>Week 2</b> <u>Sight Words:</u>	Use shapes to draw a shape monster. Give your monster a name and write a sentence about it.	Make a list of 5 things that you want for Christmas. Illustrate the items on your list.	Write the letters "h" and "k" 5 times each. Play Top It with a family member.	Read a book. Write the title and author. Draw a picture of a connection you made.
<b>Week 3</b> <u>Sight Words:</u>	Find some coins and sort them. Draw a picture of each coin and write its value.	Write the letters "i" and "u" 5 times each. Say or sing the months of the year.	Practice writing 5 sight words that you are still learning. Count to 50.	Draw a picture of a tree. Follow the directions to decorate your tree.
<b>Week 4</b> <u>Sight Words:</u>	Follow the directions to color the shapes.	Count to 50. Play Top It with a family member.	Christmas No Homework	Write at least one sentence about what you would do if it snowed. Draw a picture.



# DECEMBER



	MONDAY	TUESDAY	WEDNESDAY	THURSDAY
<b>Week 1</b> <u>Sight Words:</u> so her make him time	Practice writing numbers 10-20. Remember to start numbers at the top!	Write the letter "t" 5 times and write 2 words that start with "t".  Review letter sounds.	Use crayons to make an ABC pattern.  Count to 50.	Write a sentence and draw a picture of what you are doing over the holidays.
<b>Week 2</b> <u>Sight Words:</u> some would like into has	Use shapes to draw a shape monster. Give your monster a name and write a sentence about it.	Make a list of 5 things that you want for Christmas. Illustrate the items on your list.	Write the letters "h" and "k" 5 times each.  Play Top It with a family member.	Read a book. Write the title and author. Draw a picture of a connection you made.
<b>Week 3</b> <u>Sight Words:</u> look more see number way	Find some coins and sort them. Draw a picture of each coin and write its value.	Write the letters "i" and "u" 5 times each.  Say or sing the months of the year.	Practice writing 5 sight words that you are still learning.  Count to 50.	Draw a picture of a tree. Follow the directions to decorate your tree.
<b>Week 4</b> <u>Sight Words:</u> Review	Follow the directions to color the shapes.	Count to 50.  Play Top It with a family member.	Christmas  No Homework	Write at least one sentence about what you would do if it snowed. Draw a picture.



# DECEMBER



	MONDAY	TUESDAY	WEDNESDAY	THURSDAY
<b>Week 1</b> <u>Sight Words:</u>	Practice writing numbers 10-20. Remember to start numbers at the top!	Write the letter "t" 5 times and write 2 words that start with "t". Review letter sounds.	Use crayons to make an ABC pattern. Count to 50.	Write a sentence and draw a picture of what you are doing over the holidays.
<b>Week 2</b> <u>Sight Words:</u>	Use shapes to draw a shape monster. Give your monster a name and write a sentence about it.	Make a list of 5 things that you want for Christmas. Illustrate the items on your list.	Write the letters "h" and "k" 5 times each. Play Top It with a family member.	Read a book. Write the title and author. Draw a picture of a connection you made.
<b>Week 3</b> <u>Sight Words:</u>	Find some coins and sort them. Draw a picture of each coin and write its value.	Write the letters "i" and "u" 5 times each. Say or sing the months of the year.	Practice writing 5 sight words that you are still learning. Count to 50.	Draw a picture of a tree. Follow the directions to decorate your tree.
<b>Week 4</b> <u>Sight Words:</u>	Follow the directions to color the shapes.	Count to 50. Play Top It with a family member.	Christmas No Homework	Write at least one sentence about what you would do if it snowed. Draw a picture.

# MONDAY

Practice writing numbers 10-20.

_____	_____	_____	_____
-----	-----	-----	-----
_____	_____	_____	_____
_____	_____	_____	_____
-----	-----	-----	-----
_____	_____	_____	_____
_____	_____	_____	_____
-----	-----	-----	-----
_____	_____	_____	_____

# TUESDAY

Write a lowercase "t" 5 times.

_____	_____	_____	_____	_____
-----	-----	-----	-----	-----
_____	_____	_____	_____	_____

Write two words that start with the letter "t".

_____
-----
_____
_____
-----
_____

# WEDNESDAY

Use crayons to color an ABC pattern.

--	--	--	--	--	--	--

# THURSDAY

What are you doing for the holidays?

---

---

---

---

---

---

---

---

# MONDAY

Draw a shape monster and write a sentence about it.

---

---

---

# TUESDAY

# WEDNESDAY

Write a lowercase "h" 5 times.

_____	_____	_____	_____	_____
-----	-----	-----	-----	-----
_____	_____	_____	_____	_____

Write a lowercase "k" 5 times.

_____	_____	_____	_____	_____
-----	-----	-----	-----	-----
_____	_____	_____	_____	_____

# THURSDAY

What happened in the book...

What it reminds me of...

Title: \_\_\_\_\_

Author: \_\_\_\_\_



# MONDAY

Find some coins. Sort the coins and then draw a picture of each coin (penny, nickel, dime and quarter) and write its value.

# TUESDAY

Write a lowercase "i" 5 times.

_____	_____	_____	_____	_____
-----	-----	-----	-----	-----
_____	_____	_____	_____	_____

Write a lowercase "u" 5 times.

_____	_____	_____	_____	_____
-----	-----	-----	-----	-----
_____	_____	_____	_____	_____

# WEDNESDAY

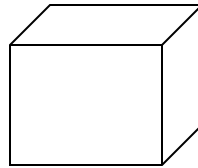
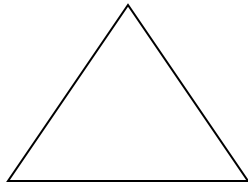

# THURSDAY

Draw a picture of a tree!

1. Draw 5 **red** ornaments on your tree.
2. Draw 3 **blue** ornaments on your tree.
3. Draw a **yellow** star at the top of your tree.

# MONDAY

1. Color the shape that has zero sides blue.
2. Color the solid shape red.
3. Color the shape that has only 4 equal sides yellow.
4. Color the shape that has 3 sides purple.



# TUESDAY

Practice counting to 50.

# WEDNESDAY

No Homework!

Happy Holidays!

# THURSDAY

What would you do if it snowed?

---

---

---

---

---

---

# January

	MONDAY	TUESDAY	WEDNESDAY	THURSDAY
<b>Week 1</b> <u>Sight Words:</u> two write go no could	Practice writing numbers 10-20. Remember to start numbers at the top!	Read the words. Figure out which word doesn't belong and circle it!	Draw dots in the ten frames to make the number. Count to 50.	Read the sentence. Circle the mistakes in the sentence. Rewrite the sentence correctly.
<b>Week 2</b> <u>Sight Words:</u> people than water called oil	Follow the directions to make a snowman. Make sure to give your snowman a name!	Follow the directions to finish filling in the blanks.	Make an AAB pattern. Practice saying all of the letter's sounds.	Read a book. Write the title and author. Draw a picture of a connection you made.
<b>Week 3</b> <u>Sight Words:</u> my first been who sit	Find some coins. Make an ABC pattern with the coins that you found. Draw your pattern.	Read the sentence. Circle the mistakes in the sentence. Rewrite the sentence correctly.	Practice writing 5 sight words that you are still learning. Count to 50.	Follow the directions to make a cake. Read a book with a family member.
<b>Week 4</b> <u>Sight Words:</u> Review	Follow the directions to practice counting.	Look at the words. Circle the word that is spelt correctly.	Draw dots in the ten frames to make the number. Count to 75.	Write at least one sentence about what you do to stay warm in the winter. Draw a picture.

# January

	MONDAY	TUESDAY	WEDNESDAY	THURSDAY
<b>Week 1</b> <u>Sight Words:</u>	Practice writing numbers 10-20. Remember to start numbers at the top!	Read the words. Figure out which word doesn't belong and circle it!	Draw dots in the ten frames to make the number. Count to 50.	Read the sentence. Circle the mistakes in the sentence. Rewrite the sentence correctly.
<b>Week 2</b> <u>Sight Words:</u>	Follow the directions to make a snowman. Make sure to give your snowman a name!	Follow the directions to finish filling in the blanks.	Make an AAB pattern. Practice saying all of the letter's sounds.	Read a book. Write the title and author. Draw a picture of a connection you made.
<b>Week 3</b> <u>Sight Words:</u>	Find some coins. Make an ABC pattern with the coins that you found. Draw your pattern.	Read the sentence. Circle the mistakes in the sentence. Rewrite the sentence correctly.	Practice writing 5 sight words that you are still learning. Count to 50.	Follow the directions to make a cake. Read a book with a family member.
<b>Week 4</b> <u>Sight Words:</u>	Follow the directions to practice counting.	Look at the words. Circle the word that is spelt correctly.	Draw dots in the ten frames to make the number. Count to 75.	Write at least one sentence about what you do to stay warm in the winter. Draw a picture.

# JANUARY

	MONDAY	TUESDAY	WEDNESDAY	THURSDAY
<b>Week 1</b> <u>Sight Words:</u> two write go no could	Practice writing numbers 10-20. Remember to start numbers at the top!	Read the words. Figure out which word doesn't belong and circle it!	Draw dots in the ten frames to make the number. Count to 50.	Read the sentence. Circle the mistakes in the sentence. Rewrite the sentence correctly.
<b>Week 2</b> <u>Sight Words:</u> people than water called oil	Follow the directions to make a snowman. Make sure to give your snowman a name!	Follow the directions to finish filling in the blanks.	Make an AAB pattern. Practice saying all of the letter's sounds.	Read a book. Write the title and author. Draw a picture of a connection you made.
<b>Week 3</b> <u>Sight Words:</u> my first been who sit	Find some coins. Make an ABC pattern with the coins that you found. Draw your pattern.	Read the sentence. Circle the mistakes in the sentence. Rewrite the sentence correctly.	Practice writing 5 sight words that you are still learning. Count to 50.	Follow the directions to make a cake. Read a book with a family member.
<b>Week 4</b> <u>Sight Words:</u> Review	Follow the directions to practice counting.	Look at the words. Circle the word that is spelt correctly.	Draw dots in the ten frames to make the number. Count to 75.	Write at least one sentence about what you do to stay warm in the winter. Draw a picture.

# JANUARY

	MONDAY	TUESDAY	WEDNESDAY	THURSDAY
<b>Week 1</b> <u>Sight Words:</u>	Practice writing numbers 10-20. Remember to start numbers at the top!	Read the words. Figure out which word doesn't belong and circle it!	Draw dots in the ten frames to make the number.  Count to 50.	Read the sentence. Circle the mistakes in the sentence. Rewrite the sentence correctly.
<b>Week 2</b> <u>Sight Words:</u>	Follow the directions to make a snowman. Make sure to give your snowman a name!	Follow the directions to finish filling in the blanks.	Make an AAB pattern.  Practice saying all of the letter's sounds.	Read a book. Write the title and author. Draw a picture of a connection you made.
<b>Week 3</b> <u>Sight Words:</u>	Find some coins. Make an ABC pattern with the coins that you found. Draw your pattern.	Read the sentence. Circle the mistakes in the sentence. Rewrite the sentence correctly.	Practice writing 5 sight words that you are still learning.  Count to 50.	Follow the directions to make a cake.  Read a book with a family member.
<b>Week 4</b> <u>Sight Words:</u>	Follow the directions to practice counting.	Look at the words. Circle the word that is spelt correctly.	Draw dots in the ten frames to make the number.  Count to 75.	Write at least one sentence about what you do to stay warm in the winter. Draw a picture.



# MONDAY

Practice writing numbers 10-20.

_____	_____	_____	_____
-----	-----	-----	-----
_____	_____	_____	_____
_____	_____	_____	_____
-----	-----	-----	-----
_____	_____	_____	_____
_____	_____	_____	_____
-----	-----	-----	-----
_____	_____	_____	_____

# TUESDAY

Circle the word that doesn't belong.

1. Candy      Cake      Broccoli      Cookie

2. Shoe      Car      Bus      Van

3. Tissue      Block      Toothpaste      Soap

4. Cinderella      Belle      Ariel      Spongebob

# WEDNESDAY

Use dots to make the number 17.



# THURSDAY

Read the sentence and circle the mistakes.

i Hope iT snows this wInter

Rewrite the sentence correctly.

---

---

---

---

---

---

# MONDAY

Use these shapes to make a snowman: circle, triangle, rectangle, and square. You must use each shape at least one time. Write your snowman's name on the line at the bottom.

---

---

---

# TUESDAY



1st



\_\_\_\_\_



\_\_\_\_\_



4th



\_\_\_\_\_

Finish filling in the blanks. When you are finished find 10 of your favorite stuffed animals or toys and line them up. Practicing counting using ordinal numbers. Try pointing out which toy is in first, fourth and eighth place.

# WEDNESDAY

Use crayons to color an AAB pattern.

--	--	--	--	--	--	--

# THURSDAY

What happened in the book...

What it reminds me of...

Title: \_\_\_\_\_  
\_\_\_\_\_

Author: \_\_\_\_\_  
\_\_\_\_\_

# MONDAY

Find some coins. Make an ABC pattern with the coins that you found. Draw a picture of your pattern.

# TUESDAY

Read the sentence and circle the mistakes.

miLey likeS tO ColOr

Rewrite the sentence correctly.

---

---

---

---

---

---

---

---

# WEDNESDAY

# THURSDAY

Draw a picture of a cake!

1. Draw 4 **pink** flowers on your cake.
2. Draw 3 **yellow** hearts on your cake.
3. Draw 6 **blue** dots on your cake.

# MONDAY

1. Start at zero and count all the way 75. Keep going if you can!
2. Start at 15 and count to 34.
3. Start at 57 and count to 70.
4. Start at zero and count by 10s to 100.

Fill in the missing numbers:

10, \_\_\_\_\_, \_\_\_\_\_, 13, 14, \_\_\_\_\_, 16, 17, 18, 19, \_\_\_\_\_

# TUESDAY

Circle the word that is spelt correctly.

- |         |      |      |      |
|---------|------|------|------|
| 1. girl | grl  | gurl | gerl |
| 2. boye | boie | boy  | boee |
| 3. kat  | cat  | catt | katt |
| 4. mum  | momm | mon  | mom  |

# WEDNESDAY

Use dots to make the number 15.



# THURSDAY

What do you do to stay warm in the winter?

---

---

---

---

---

---





# FEBRUARY



	MONDAY	TUESDAY	WEDNESDAY	THURSDAY
<b>Week 1</b> <u>Sight Words:</u> now long day get made	Look at each box. Draw a picture to represent the number. Ex. draw ten hearts for the number 10.	Write your first and last name four times. Remember no capital letters in the middle of your name!	Help Gus the Plus solve the addition problems!  Count out loud to 100.	Read the words. Figure out which word doesn't belong and circle it!
<b>Week 2</b> <u>Sight Words:</u> find down did come may	Shape hunt! Find an object in your house that is a cylinder and a sphere. Draw a picture of each object.	Read the sentence. Circle the mistakes in the sentence. Rewrite the sentence correctly.	Write the letters "w" and "y" 5 times each.  Play Top It with a family member.	Read a book. Write the title and author. Draw a picture of a connection you made.
<b>Week 3</b> <u>Sight Words:</u> over sound only work place	Read the addition word problem. Solve the problem by drawing a picture.	Write the letters "j" and "r" 5 times each.  Say or sing the months of the year.	Practice writing 5 sight words that you are still learning.  Count to 50.	Read the words. Figure out which word is a nonsense word and circle it.
<b>Week 4</b> <u>Sight Words:</u>  Review	Help Gus the Plus solve the addition problems!  Skip count by 10's to 100.	Read the sentence. Circle the mistakes in the sentence. Rewrite the sentence correctly.	Read the addition word problem. Solve the problem by drawing a picture.	Read a book. Write the title and author. Draw a picture of a connection you made.



# FEBRUARY



	MONDAY	TUESDAY	WEDNESDAY	THURSDAY
<b>Week 1</b> <u>Sight Words:</u>	Look at each box. Draw a picture to represent the number. Ex. draw ten hearts for the number 10.	Write your first and last name four times. Remember no capital letters in the middle of your name!	Help Gus the Plus solve the addition problems!  Count out loud to 100.	Read the words. Figure out which word doesn't belong and circle it!
<b>Week 2</b> <u>Sight Words:</u>	Shape hunt! Find an object in your house that is a cylinder and a sphere. Draw a picture of each object.	Read the sentence. Circle the mistakes in the sentence. Rewrite the sentence correctly.	Write the letters "w" and "y" 5 times each.  Play Top It with a family member.	Read a book. Write the title and author. Draw a picture of a connection you made.
<b>Week 3</b> <u>Sight Words:</u>	Read the addition word problem. Solve the problem by drawing a picture.	Write the letters "j" and "r" 5 times each.  Say or sing the months of the year.	Practice writing 5 sight words that you are still learning.  Count to 50.	Read the words. Figure out which word is a nonsense word and circle it.
<b>Week 4</b> <u>Sight Words:</u>	Help Gus the Plus solve the addition problems!  Skip count by 10's to 100.	Read the sentence. Circle the mistakes in the sentence. Rewrite the sentence correctly.	Read the addition word problem. Solve the problem by drawing a picture.	Read a book. Write the title and author. Draw a picture of a connection you made.



# FEBRUARY



	MONDAY	TUESDAY	WEDNESDAY	THURSDAY
<b>Week 1</b> <u>Sight Words:</u> now long day get made	Look at each box. Draw a picture to represent the number. Ex. draw ten hearts for the number 10.	Write your first and last name four times. Remember no capital letters in the middle of your name!	Help Gus the Plus solve the addition problems!  Count out loud to 100.	Read the words. Figure out which word doesn't belong and circle it!
<b>Week 2</b> <u>Sight Words:</u> find down did come may	Shape hunt! Find an object in your house that is a cylinder and a sphere. Draw a picture of each object.	Read the sentence. Circle the mistakes in the sentence. Rewrite the sentence correctly.	Write the letters "w" and "y" 5 times each.  Play Top It with a family member.	Read a book. Write the title and author. Draw a picture of a connection you made.
<b>Week 3</b> <u>Sight Words:</u> over sound only work place	Read the addition word problem. Solve the problem by drawing a picture.	Write the letters "j" and "r" 5 times each.  Say or sing the months of the year.	Practice writing 5 sight words that you are still learning.  Count to 50.	Read the words. Figure out which word is a nonsense word and circle it.
<b>Week 4</b> <u>Sight Words:</u>  Review	Help Gus the Plus solve the addition problems!  Skip count by 10's to 100.	Read the sentence. Circle the mistakes in the sentence. Rewrite the sentence correctly.	Read the addition word problem. Solve the problem by drawing a picture.	Read a book. Write the title and author. Draw a picture of a connection you made.



# FEBRUARY



	MONDAY	TUESDAY	WEDNESDAY	THURSDAY
<b>Week 1</b> <u>Sight Words:</u>	Look at each box. Draw a picture to represent the number. Ex. draw ten hearts for the number 10.	Write your first and last name four times. Remember no capital letters in the middle of your name!	Help Gus the Plus solve the addition problems!  Count out loud to 100.	Read the words. Figure out which word doesn't belong and circle it!
<b>Week 2</b> <u>Sight Words:</u>	Shape hunt! Find an object in your house that is a cylinder and a sphere. Draw a picture of each object.	Read the sentence. Circle the mistakes in the sentence. Rewrite the sentence correctly.	Write the letters "w" and "y" 5 times each.  Play Top It with a family member.	Read a book. Write the title and author. Draw a picture of a connection you made.
<b>Week 3</b> <u>Sight Words:</u>	Read the addition word problem. Solve the problem by drawing a picture.	Write the letters "j" and "r" 5 times each.  Say or sing the months of the year.	Practice writing 5 sight words that you are still learning.  Count to 50.	Read the words. Figure out which word is a nonsense word and circle it.
<b>Week 4</b> <u>Sight Words:</u>	Help Gus the Plus solve the addition problems!  Skip count by 10's to 100.	Read the sentence. Circle the mistakes in the sentence. Rewrite the sentence correctly.	Read the addition word problem. Solve the problem by drawing a picture.	Read a book. Write the title and author. Draw a picture of a connection you made.

# MONDAY

12

15


17

11

# TUESDAY

Handwriting practice lines for Tuesday, consisting of four sets of three horizontal lines (top solid, middle dashed, bottom solid).

# WEDNESDAY



Help me solve these problems!

$8 + 1 = \underline{\quad}$

$7 + 2 = \underline{\quad}$

$6 + 4 = \underline{\quad}$

$3 + 1 = \underline{\quad}$

$5 + 4 = \underline{\quad}$

# THURSDAY

Circle the word that doesn't belong.

- |          |        |       |        |
|----------|--------|-------|--------|
| 1. Ocean | Water  | Fish  | Tree   |
| 2. Zebra | Cookie | Lion  | Panda  |
| 3. Tree  | Cloud  | Grass | Flower |
| 4. Pen   | Marker | Shoe  | Pencil |

# MONDAY

Cylinder

Sphere

# TUESDAY

Read the sentence and circle the mistakes.

mollie iS a gOod friend

Rewrite the sentence correctly.

---

---

---

---

---

---

---

# WEDNESDAY

Write a lowercase "w" 5 times.

_____	_____	_____	_____	_____
-----	-----	-----	-----	-----
_____	_____	_____	_____	_____

Write a lowercase "y" 5 times.

_____	_____	_____	_____	_____
-----	-----	-----	-----	-----
_____	_____	_____	_____	_____

# THURSDAY

What happened in the book...

What it reminds me of...

Title: \_\_\_\_\_

Author: \_\_\_\_\_



# MONDAY

Ms. Allison gave Joshua 3 cookies. Later in the day Mrs. Cribbs gave Joshua 2 more cookies. Joshua ate the cookies that Ms. Allison and Mrs. Cribbs gave him. How many cookies did Joshua eat? Draw a picture and write the equation.

# TUESDAY

Write a lowercase "j" 5 times.

_____	_____	_____	_____	_____
-----	-----	-----	-----	-----
_____	_____	_____	_____	_____

Write a lowercase "r" 5 times.

_____	_____	_____	_____	_____
-----	-----	-----	-----	-----
_____	_____	_____	_____	_____


# WEDNESDAY

# THURSDAY

Circle the nonsense word.

- |        |     |     |
|--------|-----|-----|
| 1. bag | kag | rag |
| 2. cat | pat | yat |
| 3. vog | dog | log |
| 4. pen | den | ren |

# MONDAY



Help me solve these problems!

$2 + 4 = \underline{\quad}$

$9 + 0 = \underline{\quad}$

$6 + 3 = \underline{\quad}$

$7 + 3 = \underline{\quad}$

$1 + 8 = \underline{\quad}$

# TUESDAY

Read the sentence and circle the mistakes.

joshua loVes to Play wiTh legos

Rewrite the sentence correctly.

---

---

---

---

---

---

---

---

# WEDNESDAY

LaCora has 4 teddy bears and 3 Barbies. How many toys does she have all together? Draw a picture to help you solve the problem.

# THURSDAY

What happened in the book...

What it reminds me of...

Title: \_\_\_\_\_

Author: \_\_\_\_\_



# MARCH



	MONDAY	TUESDAY	WEDNESDAY	THURSDAY
<b>Week 1</b> <u>Sight Words:</u> new take little know years	Solve each equation. Make sure you look closely to see if you need to add or subtract.	Read the words. Figure out which word doesn't belong and circle it!	Write your first and last name four times. Remember no capital letters in the middle of your name!	Finish the patterns. Count to 100. Skip count by 10s to 100.
<b>Week 2</b> <u>Sight Words:</u> live back most after our	Read the words. Figure out which word is a nonsense word and circle it.	Read the story and answer the question. Practice counting on with a family member.	Write the letters "n" and "m" 5 times each. Play Simon says with a parent.	Read a book. Write the title and author. Draw a picture of a connection you made.
<b>Week 3</b> <u>Sight Words:</u> me give very things just	Read the subtraction word problem. Solve the problem by drawing a picture.	Write the letters "p" and "q" 5 times each. Say or sing the days of the week.	Read the sentence. Add details to the sentence to make it more interesting.	Find a handful of coins at your house. Sort the coins and say their name and their value.
<b>Week 4</b> <u>Sight Words:</u> Review	Use the number line to solve the addition problems.	Read the sentence. Circle the mistakes in the sentence. Rewrite the sentence correctly.	Read the addition word problem. Solve the problem by drawing a picture.	Read a book. Write the title and author. Draw a picture of your favorite part of the story.




# MARCH



	MONDAY	TUESDAY	WEDNESDAY	THURSDAY
<b>Week 1</b> <u>Sight Words:</u>	Solve each equation. Make sure you look closely to see if you need to add or subtract.	Read the words. Figure out which word doesn't belong and circle it!	Write your first and last name four times. Remember no capital letters in the middle of your name!	Finish the patterns. Count to 100. Skip count by 10s to 100.
<b>Week 2</b> <u>Sight Words:</u>	Read the words. Figure out which word is a nonsense word and circle it.	Read the story and answer the question. Practice counting on with a family member.	Write the letters "n" and "m" 5 times each. Play Simon says with a parent.	Read a book. Write the title and author. Draw a picture of a connection you made.
<b>Week 3</b> <u>Sight Words:</u>	Read the subtraction word problem. Solve the problem by drawing a picture.	Write the letters "p" and "q" 5 times each. Say or sing the days of the week.	Read the sentence. Add details to the sentence to make it more interesting.	Find a handful of coins at your house. Sort the coins and say their name and their value.
<b>Week 4</b> <u>Sight Words:</u>	Use the number line to solve the addition problems.	Read the sentence. Circle the mistakes in the sentence. Rewrite the sentence correctly.	Read the addition word problem. Solve the problem by drawing a picture.	Read a book. Write the title and author. Draw a picture of your favorite part of the story.



# MARCH



	MONDAY	TUESDAY	WEDNESDAY	THURSDAY
<b>Week 1</b> <u>Sight Words:</u> new take little know years	Solve each equation. Make sure you look closely to see if you need to add or subtract.	Read the words. Figure out which word doesn't belong and circle it!	Write your first and last name four times. Remember no capital letters in the middle of your name!	Finish the patterns. Count to 100. Skip count by 10s to 100.
<b>Week 2</b> <u>Sight Words:</u> live back most after our	Read the words. Figure out which word is a nonsense word and circle it.	Read the story and answer the question. Practice counting on with a family member.	Write the letters "n" and "m" 5 times each. Play Simon says with a parent.	Read a book. Write the title and author. Draw a picture of a connection you made.
<b>Week 3</b> <u>Sight Words:</u> me give very things just	Read the subtraction word problem. Solve the problem by drawing a picture.	Write the letters "p" and "q" 5 times each. Say or sing the days of the week.	Read the sentence. Add details to the sentence to make it more interesting.	Find a handful of coins at your house. Sort the coins and say their name and their value.
<b>Week 4</b> <u>Sight Words:</u> Review	Use the number line to solve the addition problems.	Read the sentence. Circle the mistakes in the sentence. Rewrite the sentence correctly.	Read the addition word problem. Solve the problem by drawing a picture.	Read a book. Write the title and author. Draw a picture of your favorite part of the story.



# MARCH



	MONDAY	TUESDAY	WEDNESDAY	THURSDAY
<b>Week 1</b> <u>Sight Words:</u>	Solve each equation. Make sure you look closely to see if you need to add or subtract.	Read the words. Figure out which word doesn't belong and circle it!	Write your first and last name four times. Remember no capital letters in the middle of your name!	Finish the patterns. Count to 100. Skip count by 10s to 100.
<b>Week 2</b> <u>Sight Words:</u>	Read the words. Figure out which word is a nonsense word and circle it.	Read the story and answer the question. Practice counting on with a family member.	Write the letters "n" and "m" 5 times each. Play Simon says with a parent.	Read a book. Write the title and author. Draw a picture of a connection you made.
<b>Week 3</b> <u>Sight Words:</u>	Read the subtraction word problem. Solve the problem by drawing a picture.	Write the letters "p" and "q" 5 times each. Say or sing the days of the week.	Read the sentence. Add details to the sentence to make it more interesting.	Find a handful of coins at your house. Sort the coins and say their name and their value.
<b>Week 4</b> <u>Sight Words:</u>	Use the number line to solve the addition problems.	Read the sentence. Circle the mistakes in the sentence. Rewrite the sentence correctly.	Read the addition word problem. Solve the problem by drawing a picture.	Read a book. Write the title and author. Draw a picture of your favorite part of the story.



# MONDAY

$6 - 3 = \underline{\quad}$

$8 - 2 = \underline{\quad}$

$2 + 7 = \underline{\quad}$

$7 - 3 = \underline{\quad}$

$1 + 4 = \underline{\quad}$

$4 + 5 = \underline{\quad}$

# TUESDAY

Circle the word that doesn't belong.

1. Arm      Head      Shoe      Leg

2. Cookie      Water      Cake      Pie

3. Reading      Science      Math      Tree

4. Toe      Shirt      Dress      Pants



# MONDAY

Circle the nonsense word.

1. pop                  fop                  top
2. bee                  see                  zee
3. fin                  pin                  qin
4. nould              could              would

# TUESDAY

Tyler and Chase went to the movies. They wanted to see a funny movie. The boys went to see Toy Story. They liked the movie.

What kind of movie did the boys want to see?

- A. Scary
- B. Funny
- C. Silly
- D. Action

# WEDNESDAY

Write a lowercase "n" 5 times.

_____	_____	_____	_____	_____
-----	-----	-----	-----	-----
_____	_____	_____	_____	_____

Write a lowercase "m" 5 times.

_____	_____	_____	_____	_____
-----	-----	-----	-----	-----
_____	_____	_____	_____	_____

# THURSDAY

What happened in the book...

What it reminds me of...

Title: \_\_\_\_\_  
\_\_\_\_\_

Author: \_\_\_\_\_  
\_\_\_\_\_

# MONDAY

Jeremiah had 10 toys. He gave 4 toys to his friend Aaron. How many toys does Jeremiah have left?  
Draw a picture to help you solve the problem.

# TUESDAY

Write a lowercase "p" 5 times.

_____	_____	_____	_____	_____
-----	-----	-----	-----	-----
_____	_____	_____	_____	_____

Write a lowercase "q" 5 times.

_____	_____	_____	_____	_____
-----	-----	-----	-----	-----
_____	_____	_____	_____	_____

# WEDNESDAY

Read the sentence.


The dog barked.

Rewrite the sentence and add details to make it more interesting.

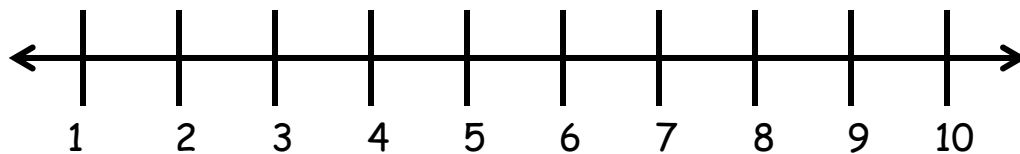
# THURSDAY

1. How many quarters did you have? \_\_\_\_\_
2. How many dimes did you have? \_\_\_\_\_
3. How many nickels did you have? \_\_\_\_\_
4. How many pennies did you have? \_\_\_\_\_

# MONDAY



Help me solve these problems!



$3 + 4 = \underline{\quad}$

$8 + 1 = \underline{\quad}$

$2 + 6 = \underline{\quad}$

$5 + 3 = \underline{\quad}$

# TUESDAY

Read the sentence and circle the mistakes.

gaviN Runs reaLly fASt

Rewrite the sentence correctly.

---

---

---

---

---

---

---

# WEDNESDAY

Jayda picked 8 flowers. She gave 4 of the flowers to her friend Morgan. How many flowers did Jayda have left?  
Draw a picture to solve the problem.

# THURSDAY

What happened in the book...

What it reminds me of...

Title: \_\_\_\_\_

Author: \_\_\_\_\_





# April




	MONDAY	TUESDAY	WEDNESDAY	THURSDAY
<b>Week 1</b> <u>Sight Words:</u> name sentence think great help	Write your first and last name four times. Remember no capital letters in the middle of your name!	Look at the pictures. Circle the picture that doesn't belong. Now, make your own!	Solve each equation. Make sure you look closely to see if you need to add or subtract.	Write the missing numbers by counting on. Practice counting to 100.
<b>Week 2</b> <u>Sight Words:</u> good man say where through	Look at the picture. Write a sentence telling me about the picture.	Solve the subtraction word problem. Practice counting to 100 with a family member.	Write the letters "v" and "z" 5 times each. Play top it with a friend.	Read a book. Write the title and author. Draw a picture of a connection you made.
<b>Week 3</b> <u>Sight Words:</u> much line too old same	Read the sentence. Circle the mistakes in the sentence. Rewrite the sentence correctly.	Write the letters "x" and "y" 5 times each. Say or sing the days of the week.	Label the colors of the rainbow. Remember ROY G. BIV	Find a handful of coins at your house. Sort the coins and say their name and their value.
<b>Week 4</b> <u>Sight Words:</u> Review	Use one of the strategies listed to solve the addition problem.	Read the sentence and add detail to make it more interesting.	Read the addition word problem. Solve the problem by drawing a picture.	Read a book. Write the title and author. Draw a picture of your favorite part of the story.



# April



	MONDAY	TUESDAY	WEDNESDAY	THURSDAY
<b>Week 1</b> <u>Sight Words:</u>	Write your first and last name four times. Remember no capital letters in the middle of your name!	Look at the pictures. Circle the picture that doesn't belong. Now, make your own!	Solve each equation. Make sure you look closely to see if you need to add or subtract.	Write the missing numbers by counting on. Practice counting to 100.
<b>Week 2</b> <u>Sight Words:</u>	Look at the picture. Write a sentence telling me about the picture.	Solve the subtraction word problem. Practice counting to 100 with a family member.	Write the letters "v" and "z" 5 times each. Play top it with a friend.	Read a book. Write the title and author. Draw a picture of a connection you made.
<b>Week 3</b> <u>Sight Words:</u>	Read the sentence. Circle the mistakes in the sentence. Rewrite the sentence correctly.	Write the letters "x" and "y" 5 times each. Say or sing the days of the week.	Label the colors of the rainbow. Remember ROY G. BIV	Find a handful of coins at your house. Sort the coins and say their name and their value.
<b>Week 4</b> <u>Sight Words:</u>	Use one of the strategies listed to solve the addition problem.	Read the sentence and add detail to make it more interesting.	Read the addition word problem. Solve the problem by drawing a picture.	Read a book. Write the title and author. Draw a picture of your favorite part of the story.




# April



	MONDAY	TUESDAY	WEDNESDAY	THURSDAY
<b>Week 1</b> <u>Sight Words:</u> name sentence think great help	Write your first and last name four times. Remember no capital letters in the middle of your name!	Look at the pictures. Circle the picture that doesn't belong. Now, make your own!	Solve each equation. Make sure you look closely to see if you need to add or subtract.	Write the missing numbers by counting on. Practice counting to 100.
<b>Week 2</b> <u>Sight Words:</u> good man say where through	Look at the picture. Write a sentence telling me about the picture.	Solve the subtraction word problem. Practice counting to 100 with a family member.	Write the letters "v" and "z" 5 times each. Play top it with a friend.	Read a book. Write the title and author. Draw a picture of a connection you made.
<b>Week 3</b> <u>Sight Words:</u> much line too old same	Read the sentence. Circle the mistakes in the sentence. Rewrite the sentence correctly.	Write the letters "x" and "y" 5 times each. Say or sing the days of the week.	Label the colors of the rainbow. Remember ROY G. BIV	Find a handful of coins at your house. Sort the coins and say their name and their value.
<b>Week 4</b> <u>Sight Words:</u> Review	Use one of the strategies listed to solve the addition problem.	Read the sentence and add detail to make it more interesting.	Read the addition word problem. Solve the problem by drawing a picture.	Read a book. Write the title and author. Draw a picture of your favorite part of the story.



# April



	MONDAY	TUESDAY	WEDNESDAY	THURSDAY
<b>Week 1</b> <u>Sight Words:</u>	Write your first and last name four times. Remember no capital letters in the middle of your name!	Look at the pictures. Circle the picture that doesn't belong. Now, make your own!	Solve each equation. Make sure you look closely to see if you need to add or subtract.	Write the missing numbers by counting on. Practice counting to 100.
<b>Week 2</b> <u>Sight Words:</u>	Look at the picture. Write a sentence telling me about the picture.	Solve the subtraction word problem. Practice counting to 100 with a family member.	Write the letters "v" and "z" 5 times each. Play top it with a friend.	Read a book. Write the title and author. Draw a picture of a connection you made.
<b>Week 3</b> <u>Sight Words:</u>	Read the sentence. Circle the mistakes in the sentence. Rewrite the sentence correctly.	Write the letters "x" and "y" 5 times each. Say or sing the days of the week.	Label the colors of the rainbow. Remember ROY G. BIV	Find a handful of coins at your house. Sort the coins and say their name and their value.
<b>Week 4</b> <u>Sight Words:</u>	Use one of the strategies listed to solve the addition problem.	Read the sentence and add detail to make it more interesting.	Read the addition word problem. Solve the problem by drawing a picture.	Read a book. Write the title and author. Draw a picture of your favorite part of the story.

# MONDAY

# TUESDAY

Circle the picture that doesn't belong. Then, make your own!

1.



2.



3.

# WEDNESDAY

$5 - 2 = \underline{\quad}$

$7 - 6 = \underline{\quad}$

$4 + 6 = \underline{\quad}$

$8 - 3 = \underline{\quad}$

$3 + 3 = \underline{\quad}$

$1 + 9 = \underline{\quad}$

# THURSDAY

26, 27, 28, 29, \_\_\_\_\_, \_\_\_\_\_

68, \_\_\_\_\_, \_\_\_\_\_, 71, 72, \_\_\_\_\_


\_\_\_\_\_, 40, 41, \_\_\_\_\_, 43, \_\_\_\_\_

# MONDAY

Look at the picture. Write a sentence telling me about the picture.



# TUESDAY



Jessica has seven flowers. She gives three flowers to her friend Mollie. How many flowers does Jessica have now?

Hint: Make sure to cross out the flowers that Jessica gives away to Mollie!

# WEDNESDAY

Write a lowercase "v" 5 times.

_____	_____	_____	_____	_____
-----	-----	-----	-----	-----
_____	_____	_____	_____	_____

Write a lowercase "z" 5 times.

_____	_____	_____	_____	_____
-----	-----	-----	-----	-----
_____	_____	_____	_____	_____

# THURSDAY

What happened in the book...

What it reminds me of...

Title: \_\_\_\_\_

Author: \_\_\_\_\_



# MONDAY

Read the sentence and circle the mistakes.

bEn Is a NicE boY

Rewrite the sentence correctly.

# TUESDAY

Write a lowercase "x" 5 times.

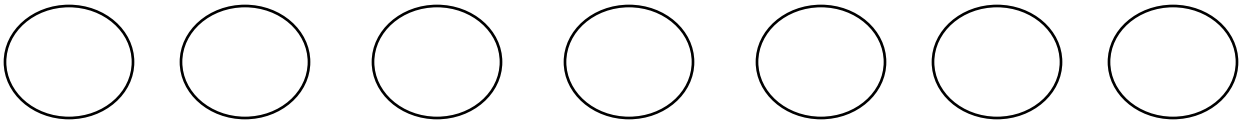
_____	_____	_____	_____	_____
-----	-----	-----	-----	-----
_____	_____	_____	_____	_____

Write a lowercase "y" 5 times.

_____	_____	_____	_____	_____
-----	-----	-----	-----	-----
_____	_____	_____	_____	_____

# WEDNESDAY

--	--	--	--	--	--	--



R

O

Y

G

B

I


V

Write the color word in the rectangle and color the circle to match!

# THURSDAY

1. How many quarters did you have? \_\_\_\_\_
2. How many dimes did you have? \_\_\_\_\_
3. How many nickels did you have? \_\_\_\_\_
4. How many pennies did you have? \_\_\_\_\_

# MONDAY



Help me solve these problems!

Herschel has four blue toy cars. Herschel's brother, Liam, has 5 red toy cars. How many toy cars do they have altogether?

Use one of these strategies to solve the problem and circle which one you used:

Draw a picture

Use your fingers

Make tally marks

# TUESDAY

Read the sentence.

The rabbit hopped away.

Rewrite the sentence and add details to make it more interesting.

---

---

---

---

---

---

---

---

# WEDNESDAY

Madison had four red crayons, three blue crayons and two yellow crayons in her crayon box. How many crayons did Madison have in all.

# THURSDAY

What happened in the book...

What it reminds me of...

Title: \_\_\_\_\_  
\_\_\_\_\_

Author: \_\_\_\_\_  
\_\_\_\_\_



	MONDAY	TUESDAY	WEDNESDAY	THURSDAY
<b>Week 1</b> <u>Sight Words:</u> before right means any tell	Write your first and last name four times. Remember no capital letters in the middle of your name!	Look at the pictures. Circle the picture that weighs more in real life.	Write an equation to match the picture. Practice counting to 100.	Write about a time that you were scared. Remember to include details!
<b>Week 2</b> <u>Sight Words:</u> boy came show around three	Look at the picture. Color all of the living things.	Pick a number that is bigger than 10 but less than 20. Represent this number in different ways.	Write the letters "A" and "B" 5 times each. Practice saying the months of the year.	Read a book. Write the title and author. Draw a picture of your favorite character.
<b>Week 3</b> <u>Sight Words:</u> follow want also form small	Read the sentence. Circle the mistakes in the sentence. Rewrite the sentence correctly.	Write the letters "C" and "D" 5 times each. Say or sing the days of the week.	Write two sentences. Use the word flower in one sentence and the word umbrella in the other.	Look at the pictures and follow the directions. Play Top It with a family member.
<b>Week 4</b> <u>Sight Words:</u> Review	Use one of the strategies listed to solve the addition problem.	Read the word and think of synonyms for it. As you move up the tower your words should be more robust!	Fill in the blanks by counting on. Practice saying your address and phone number.	Read a book. Write the title and author. Draw a picture of your favorite part of the story.



	MONDAY	TUESDAY	WEDNESDAY	THURSDAY
<b>Week 1</b> <u>Sight Words:</u>	Write your first and last name four times. Remember no capital letters in the middle of your name!	Look at the pictures. Circle the picture that weighs more in real life.	Write an equation to match the picture. Practice counting to 100.	Write about a time that you were scared. Remember to include details!
<b>Week 2</b> <u>Sight Words:</u>	Look at the picture. Color all of the living things.	Pick a number that is bigger than 10 but less than 20. Represent this number in different ways.	Write the letters "A" and "B" 5 times each. Practice saying the months of the year.	Read a book. Write the title and author. Draw a picture of your favorite character.
<b>Week 3</b> <u>Sight Words:</u>	Read the sentence. Circle the mistakes in the sentence. Rewrite the sentence correctly.	Write the letters "C" and "D" 5 times each. Say or sing the days of the week.	Write two sentences. Use the word flower in one sentence and the word umbrella in the other.	Look at the pictures and follow the directions. Play Top It with a family member.
<b>Week 4</b> <u>Sight Words:</u>	Use one of the strategies listed to solve the addition problem.	Read the word and think of synonyms for it. As you move up the tower your words should be more robust!	Fill in the blanks by counting on. Practice saying your address and phone number.	Read a book. Write the title and author. Draw a picture of your favorite part of the story.



	MONDAY	TUESDAY	WEDNESDAY	THURSDAY
<b>Week 1</b> <u>Sight Words:</u> before right means any tell	Write your first and last name four times. Remember no capital letters in the middle of your name!	Look at the pictures. Circle the picture that weighs more in real life.	Write an equation to match the picture. Practice counting to 100.	Write about a time that you were scared. Remember to include details!
<b>Week 2</b> <u>Sight Words:</u> boy came show around three	Look at the picture. Color all of the living things.	Pick a number that is bigger than 10 but less than 20. Represent this number in different ways.	Write the letters "A" and "B" 5 times each. Practice saying the months of the year.	Read a book. Write the title and author. Draw a picture of your favorite character.
<b>Week 3</b> <u>Sight Words:</u> follow want also form small	Read the sentence. Circle the mistakes in the sentence. Rewrite the sentence correctly.	Write the letters "C" and "D" 5 times each. Say or sing the days of the week.	Write two sentences. Use the word flower in one sentence and the word umbrella in the other.	Look at the pictures and follow the directions. Play Top It with a family member.
<b>Week 4</b> <u>Sight Words:</u> Review	Use one of the strategies listed to solve the addition problem.	Read the word and think of synonyms for it. As you move up the tower your words should be more robust!	Fill in the blanks by counting on. Practice saying your address and phone number.	Read a book. Write the title and author. Draw a picture of your favorite part of the story.



# MAY



	MONDAY	TUESDAY	WEDNESDAY	THURSDAY
<b>Week 1</b> <u>Sight Words:</u>	Write your first and last name four times. Remember no capital letters in the middle of your name!	Look at the pictures. Circle the picture that weighs more in real life.	Write an equation to match the picture. Practice counting to 100.	Write about a time that you were scared. Remember to include details!
<b>Week 2</b> <u>Sight Words:</u>	Look at the picture. Color all of the living things.	Pick a number that is bigger than 10 but less than 20. Represent this number in different ways.	Write the letters "A" and "B" 5 times each. Practice saying the months of the year.	Read a book. Write the title and author. Draw a picture of your favorite character.
<b>Week 3</b> <u>Sight Words:</u>	Read the sentence. Circle the mistakes in the sentence. Rewrite the sentence correctly.	Write the letters "C" and "D" 5 times each. Say or sing the days of the week.	Write two sentences. Use the word flower in one sentence and the word umbrella in the other.	Look at the pictures and follow the directions. Play Top It with a family member.
<b>Week 4</b> <u>Sight Words:</u>	Use one of the strategies listed to solve the addition problem.	Read the word and think of synonyms for it. As you move up the tower your words should be more robust!	Fill in the blanks by counting on. Practice saying your address and phone number.	Read a book. Write the title and author. Draw a picture of your favorite part of the story.



# MONDAY

# TUESDAY

Circle the thing that weighs more in real life.

1.



2.




3.



4.



# Wednesday




$$\underline{\quad} - \underline{\quad} = \underline{\quad}$$

# Thursday

Handwriting practice lines for Thursday, consisting of four sets of horizontal lines. Each set includes a solid top line, a dashed middle line, and a solid bottom line.

# MONDAY

Look at the picture. Color all of the living things.



# TUESDAY

My number is \_\_\_\_\_.

This is my number in tally marks.

I can represent my number with dots.

This is the number word for my number.

I can write an equation where my number is the answer.

# WEDNESDAY

Write a lowercase "A" 5 times.


_____	_____	_____	_____	_____
-----	-----	-----	-----	-----
_____	_____	_____	_____	_____

Write a lowercase "B" 5 times.

_____	_____	_____	_____	_____
-----	-----	-----	-----	-----
_____	_____	_____	_____	_____

# THURSDAY

Draw a picture of your favorite character.



Title: \_\_\_\_\_  
-----  
\_\_\_\_\_

Author: \_\_\_\_\_  
-----  
\_\_\_\_\_

# MONDAY

Read the sentence and circle the mistakes.

iT is SuNny oUtsiDe

Rewrite the sentence correctly.

# TUESDAY

Write a lowercase "c" 5 times.

Write a lowercase "d" 5 times.

# WEDNESDAY

Write a sentence that uses the word flower.

---

---

---

---

---

---

Write a sentence that uses the word umbrella.

---

---

---

---

---

---

# THURSDAY

1. Circle the item that is longer.




2. Circle the item that is shorter.



3. Circle the item that is taller.



# MONDAY



Help me solve these problems!

Gavin has four marbles. Trey gives Gavin five more marbles. How many marbles does Gavin have now?

Use one of these strategies to solve the problem and circle which one you used:

Draw a picture

Use your fingers

Make tally marks

# TUESDAY

Read the word at the bottom of the tower. Think of synonyms for the word. Write the synonyms in the empty boxes. The words should become more robust as you move up the tower.

Stunning

Gorgeous

Beautiful

Pretty

Scared

Hot

# WEDNESDAY

59, \_\_\_\_\_, 61, 62, \_\_\_\_\_, \_\_\_\_\_, 65

\_\_\_\_\_, 30, 31, \_\_\_\_\_, \_\_\_\_\_, \_\_\_\_\_, \_\_\_\_\_

78, \_\_\_\_\_, \_\_\_\_\_, 81, \_\_\_\_\_, \_\_\_\_\_, 84

# THURSDAY

What happened in the book...

What it reminds me of...

Title: \_\_\_\_\_  
\_\_\_\_\_

Author: \_\_\_\_\_  
\_\_\_\_\_



# Thanks for purchasing our packet!

We hope you enjoy our "Kindergarten Homework for the Year" packet. If you have any questions, concerns, or comments, please email us at:

[itrunsinthefamily2012@gmail.com](mailto:itrunsinthefamily2012@gmail.com)

You can also visit our blog, It Runs In the Family.

<http://itrunsinthefamily2012.blogspot.com>

Thanks again,

Team Fannin  
Ashley, Allison, and Debbie

Some Fonts By:



<http://www.kevinandamanda.com/fonts/>



<http://www.scrappindoodles.com>